

Scaled data based on original data using  
LM-79-08 Approved Method: Electrical and Photometric Measurements of Solid-  
State Lighting Products

Test Report Prepared for  
Cooper Lighting Solutions  
(formerly Eaton)

Brand: STREETWORKS

Report Number: P191488

Luminaire Tested: **GAN-AF-10-LED-U-T3R-800**

Issue Date: 3/3/2020

**Test Information**

Test Method: LM-79-08  
Report Number: P191488  
TEST IS SCALED FROM IESNA LM-79-08 TEST DATA (P40129)  
Test Lab: INNOVATION CENTER P2  
Issue Date: 3/3/2020  
Manufacturer: COOPER LIGHTING SOLUTIONS (FORMERLY EATON)  
Product Line: STREETWORKS  
Catalog Number: GAN-AF-10-LED-U-T3R-800  
Description: GALLEON AREA AND ROADWAY LUMINAIRE  
(10) 70 CRI, 4000K, 800mA LIGHTSQUARES WITH 16 LEDS EACH AND TYPE III  
ROADWAY OPTICS  
Light Source: -  
Ballast/Driver: ELECTRONIC DRIVER

**Summary**

Lumens per Lamp: N/A  
Luminaire Lumens: 49786 lumens  
Efficiency: N/A  
Efficacy: 118.8 lumens/watt  
Luminous Opening: Rectangular (W 2.5' x L: 1' x H: 0')  
IES Classification: Type III - Short - Full Cutoff  
BUG Rating: B3 - U0 - G5

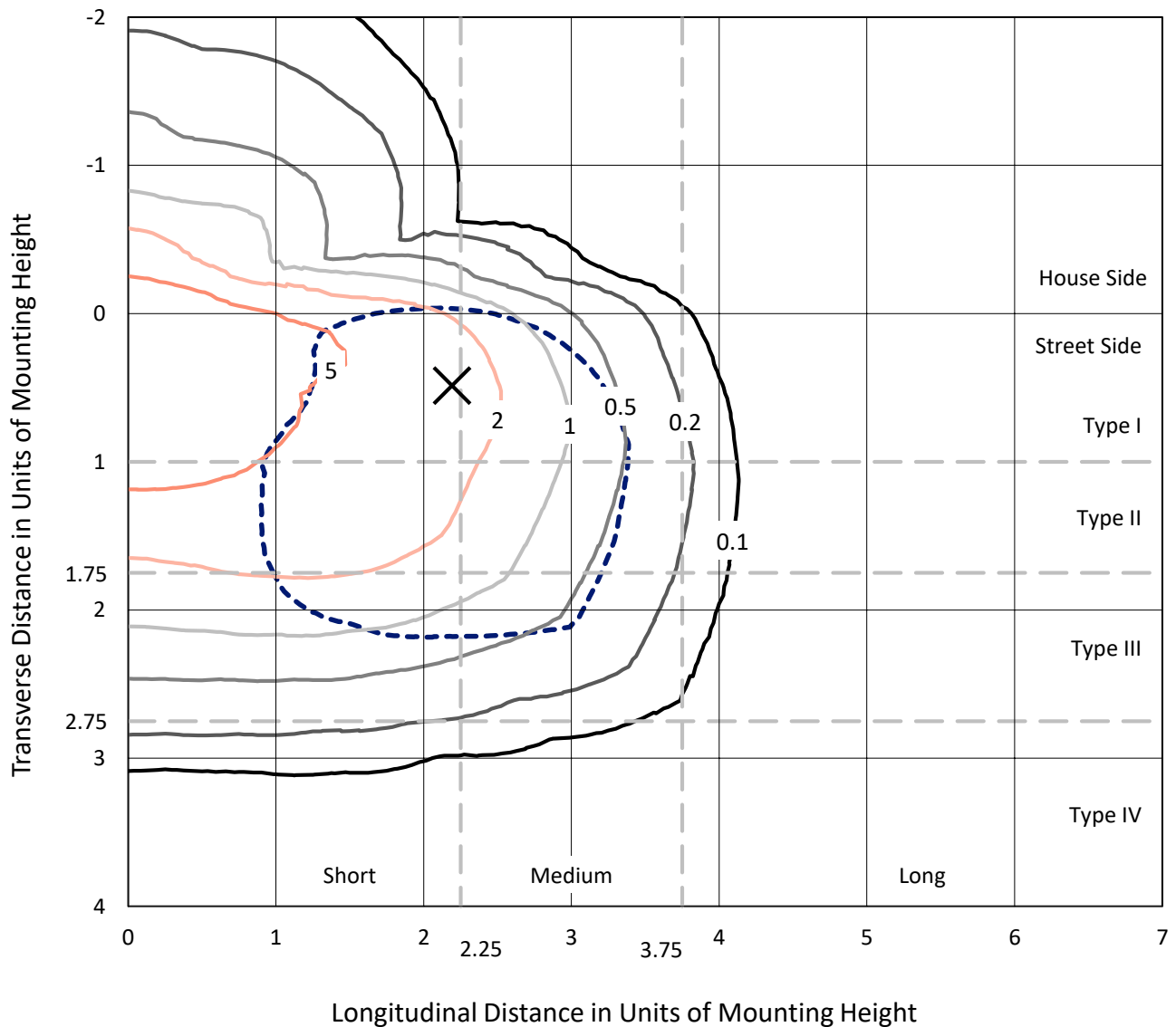
Input Watts (W): 419  
Input Voltage (V): NR  
Input Current (Ain): NR  
Voltage Rise (V): NR  
Power Factor: NR  
Total Harmonic Distortion (THDi): NR  
Frequency (hertz): 60  
Stabilization Time: NR  
Operation Time: NR  
Ambient Temperature (°C): NR  
Test Distance: 28.75 FT



REPORT NUMBER: P191488  
 CATALOG NUMBER: GAN-AF-10-LED-U-T3R-800

### Iso-Footcandle Lines of Horizontal Illumination

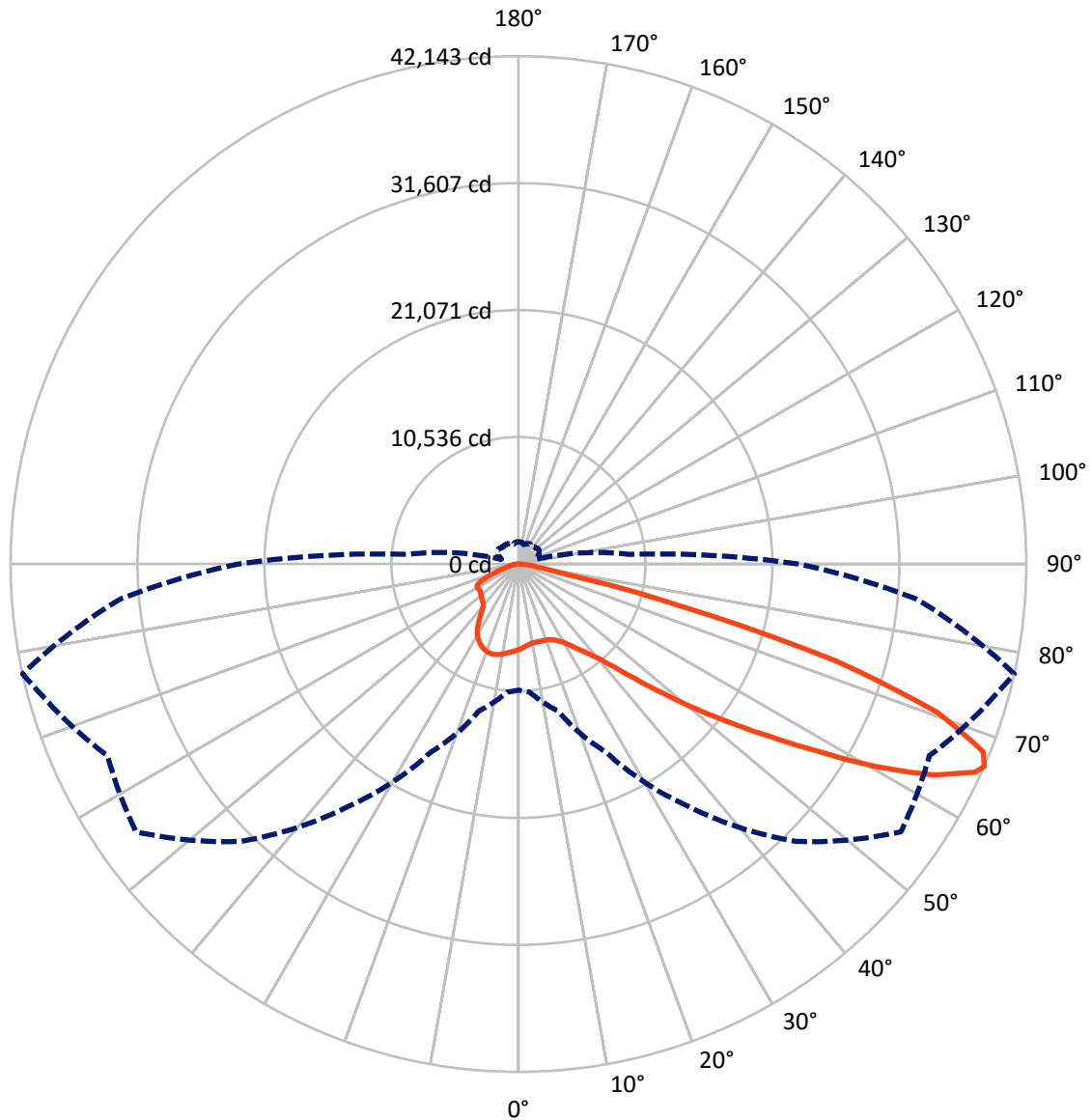
× Max cd  
 - - - 1/2 Max cd



Based on 30 foot mounting height. Maximum calculated value = 9.7 fc  
 Type III - Short - Full Cutoff

REPORT NUMBER: P191488  
CATALOG NUMBER: GAN-AF-10-LED-U-T3R-800

### Luminous Intensity Polar Plot



— Vertical Plane Through 77.5-Deg Lateral    - - - Horizontal Cone Through 66-Deg Vertical



REPORT NUMBER: P191488

CATALOG NUMBER: GAN-AF-10-LED-U-T3R-800

**FLUX DISTRIBUTION:**

		Downward	Upward	Total
<b>House Side</b>	Lumens	8505.6	0.0	8505.6
	% Fixture	17.1	0.0	17.1
<b>Street Side</b>	Lumens	41280.4	0.0	41280.4
	% Fixture	82.9	0.0	82.9
<b>Total</b>	Lumens	49786.0	0.0	49786.0
	% Fixture	100.0	0.0	100.0

**ZONAL LUMENS:**

Zone	Lumens	% Fixture
0°-10°	633.9	1.3
10°-20°	1788.2	3.6
20°-30°	3051.9	6.1
30°-40°	4885.5	9.8
40°-50°	7547.6	15.2
50°-60°	10705.1	21.5
60°-70°	14320.6	28.8
70°-80°	6219.1	12.5
80°-90°	634.2	1.3
90°-100°	0.0	0.0
100°-110°	0.0	0.0
110°-120°	0.0	0.0
120°-130°	0.0	0.0
130°-140°	0.0	0.0
140°-150°	0.0	0.0
150°-160°	0.0	0.0
160°-170°	0.0	0.0
170°-180°	0.0	0.0
0°-90°	49786.0	100.0
0°-180°	49786.0	100.0

**Coefficient of Utilization**



REPORT NUMBER: P191488

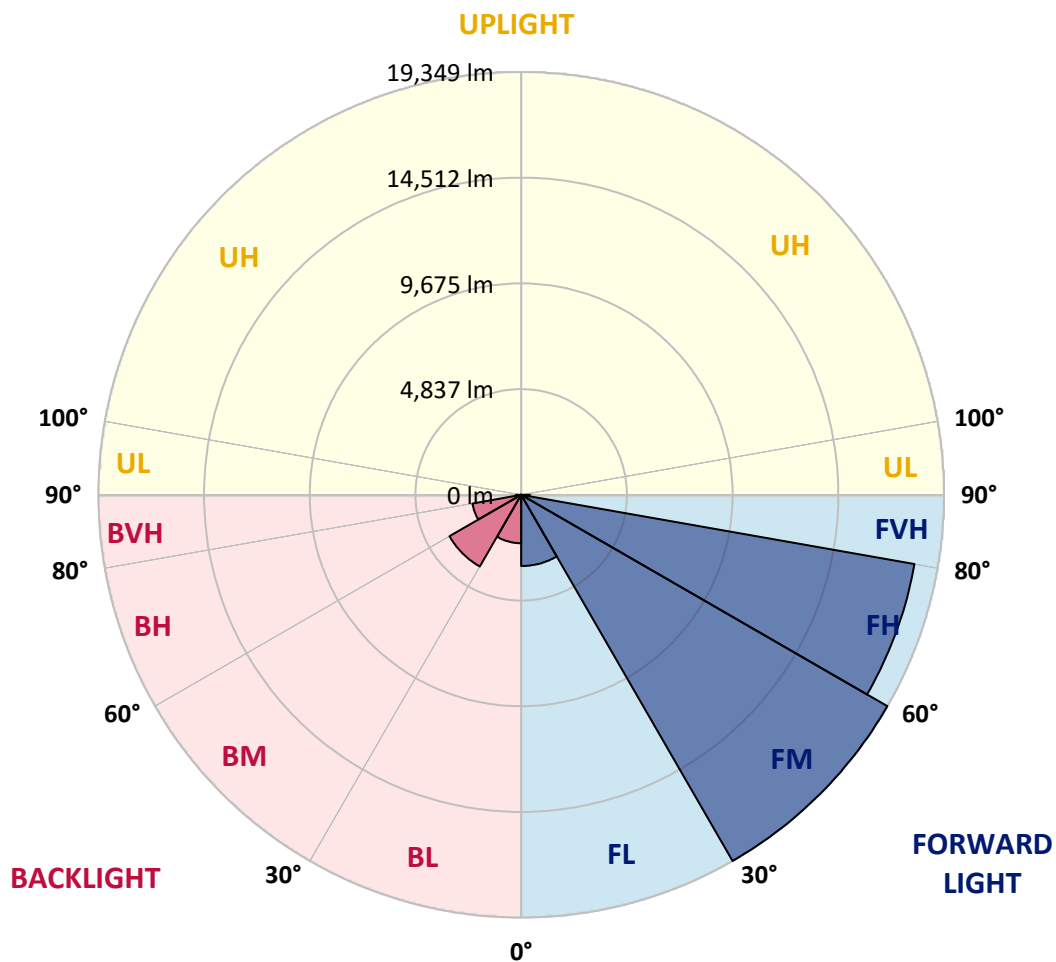
CATALOG NUMBER: GAN-AF-10-LED-U-T3R-800

**LUMINAIRE CLASSIFICATION SYSTEM LUMEN TABLE AND BUG RATING:**

Zone		Lumens	% Fixture	Zone Rating/Lumen Limit		
				B	U	G
FL	(0°-30°)	3258.7	6.5			
FM	(30°-60°)	19349.4	38.9			
FH	(60°-80°)	18274.5	36.7			G5
FVH	(80°-90°)	397.7	0.8			G3/500
BL	(0°-30°)	2215.2	4.4	B3/2500		
BM	(30°-60°)	3788.8	7.6	B3/5000		
BH	(60°-80°)	2265.2	4.5	B3/2500		G3/2500
BVH	(80°-90°)	236.4	0.5			G3/500
UL	(90°-100°)	0.0	0.0		U0/0	
UH	(100°-180°)	0.0	0.0		U0/0	

**BUG Rating: B3-U0-G5**

Type III Short





REPORT NUMBER: P191488

CATALOG NUMBER: GAN-AF-10-LED-U-T3R-800

**CANDELA DISTRIBUTION (FULL):**

	0°	5°	15°	25°	35°	45°	55°	65°	75°	77.5°	85°
0°	7094.8	7094.8	7094.8	7094.8	7094.8	7094.8	7094.8	7094.8	7094.8	7094.8	7094.8
2.5°	6276.1	6318.5	6353.8	6386.7	6452.6	6560.8	6685.4	6786.6	6932.4	6960.7	7038.3
5°	5699.8	5699.8	5728.0	5777.4	5866.8	6029.1	6198.5	6424.3	6741.9	6817.1	7024.2
7.5°	5419.9	5422.3	5438.7	5481.0	5558.6	5706.8	5892.7	6158.5	6589.0	6713.6	7066.5
10°	5523.3	5499.8	5464.5	5443.4	5455.1	5542.1	5718.6	6015.1	6494.9	6654.8	7160.7
12.5°	6102.0	6057.3	5935.1	5772.7	5617.4	5553.9	5657.4	5946.8	6454.9	6640.7	7285.3
15°	7047.7	7028.9	6800.7	6464.3	6087.9	5772.7	5702.1	5920.9	6459.6	6657.2	7433.5
17.5°	8233.3	8207.4	7906.3	7417.0	6803.0	6189.1	5859.8	5942.1	6476.1	6685.4	7577.0
20°	9430.7	9350.7	9026.0	8442.6	7654.6	6756.0	6120.8	5996.2	6497.3	6716.0	7727.6
22.5°	10324.5	10258.7	9967.0	9400.1	8492.0	7412.3	6471.4	6090.2	6565.5	6805.4	7913.3
25°	11110.3	11115.0	10825.6	10277.5	9338.9	8108.6	6923.0	6342.0	6739.5	6988.9	8167.4
27.5°	12081.8	12025.3	11754.8	11211.3	10176.3	8812.0	7468.8	6687.7	6998.3	7250.0	8501.4
30°	13243.8	13203.8	12891.0	12274.7	11105.6	9567.0	8092.2	7090.1	7332.3	7593.5	8939.0
32.5°	14610.6	14591.8	14267.1	13474.4	12178.2	10456.3	8823.8	7621.7	7831.0	8101.6	9567.0
35°	16214.9	16217.2	15833.7	14881.1	13352.1	11491.3	9654.1	8306.3	8437.9	8720.2	10315.1
37.5°	17202.9	17322.9	17179.3	16207.8	14681.1	12648.7	10731.5	9214.2	9129.5	9414.2	11117.3
40°	17414.6	17560.4	18014.5	17520.4	16167.8	13923.7	11686.6	10086.9	9981.1	10329.2	12150.0
42.5°	17118.2	17320.5	18280.2	18628.4	17746.3	15495.0	12970.9	11383.1	11249.0	11717.2	13434.4
45°	16941.7	17092.3	18202.6	19204.8	19115.4	17271.1	14605.9	13010.9	12961.5	13575.5	14916.4
47.5°	16635.9	16772.4	17840.4	19338.8	19919.8	18898.9	16570.1	15001.1	15097.5	15902.0	16588.9
50°	16800.6	16857.1	17435.8	18997.7	20152.7	20091.6	18764.8	17306.4	17635.7	18640.2	18482.6
52.5°	16777.1	16923.0	17388.7	18437.9	20183.3	20827.9	20926.7	19877.5	20571.4	21724.1	20583.2
55°	13563.7	13831.9	16835.9	18296.7	20291.6	21550.0	22850.9	22587.5	23881.2	25224.4	22954.4
57.5°	12952.1	13121.5	14787.0	18593.2	20865.5	22928.5	24991.5	25570.2	27734.4	29294.0	25843.1
60°	12832.2	13041.5	14765.8	18955.4	22030.0	25175.0	28164.9	29181.1	32422.7	34130.5	29192.9
62.5°	12458.1	12684.0	14627.1	18908.3	23683.7	28282.5	32227.5	33020.1	36868.7	38529.4	31994.5
65°	11272.5	11484.3	13495.5	18148.5	24798.7	31599.4	37035.6	36539.3	40378.4	41627.4	33391.9
66°	10461.0	10667.9	12604.0	17254.6	24539.9	32540.3	38738.8	37628.4	41164.1	42142.7	33119.0
67.5°	8976.6	9138.9	10872.6	15252.7	23163.8	32803.8	40171.4	38447.1	41246.4	41592.3	31559.4
70°	5671.5	5718.6	7066.5	10529.2	17534.5	28449.5	37990.8	36414.7	37844.9	36908.7	26457.1
72.5°	2460.6	2444.1	3392.1	5356.4	9927.0	19089.5	30731.3	30046.8	29686.9	27550.9	18520.2
75°	1369.1	1387.9	1761.9	2486.5	4034.3	9376.6	20103.3	19237.6	16243.1	13860.2	8397.9
77.5°	1098.5	1124.4	1460.8	1764.3	1811.3	3269.8	9407.2	7654.6	4608.3	3698.0	2333.6
80°	868.0	915.0	1275.0	1373.8	1220.9	1347.9	3039.3	2430.0	1823.1	1672.5	1209.1
82.5°	686.9	719.9	1093.8	1039.7	854.0	908.0	1456.1	1418.5	1185.6	1079.7	698.7
85°	494.0	555.2	898.6	783.4	559.9	611.6	966.8	926.8	679.9	555.2	308.1
87.5°	202.3	263.5	635.2	519.9	312.8	284.7	482.2	454.0	322.2	235.3	152.9
90°	0.0	0.0	0.0	0.0	0.0	0.0	0.0	0.0	0.0	0.0	0.0



REPORT NUMBER: P191488

CATALOG NUMBER: GAN-AF-10-LED-U-T3R-800

**CANDELA DISTRIBUTION (continued):**

	90°	95°	105°	115°	125°	135°	145°	155°	165°	175°	180°
0°	7094.8	7094.8	7094.8	7094.8	7094.8	7094.8	7094.8	7094.8	7094.8	7094.8	7094.8
2.5°	7087.7	7144.2	7217.0	7261.7	7285.3	7301.7	7327.6	7325.2	7332.3	7334.7	7344.1
5°	7134.8	7228.8	7334.7	7362.9	7362.9	7337.0	7311.1	7268.8	7252.3	7247.6	7252.3
7.5°	7257.0	7360.5	7452.3	7419.4	7348.8	7245.3	7111.2	6993.6	6930.1	6908.9	6904.2
10°	7412.3	7537.0	7574.6	7449.9	7242.9	6993.6	6727.7	6534.9	6424.3	6393.7	6384.3
12.5°	7600.5	7718.2	7666.4	7402.9	7019.5	6617.2	6250.2	5942.1	5711.5	5638.6	5633.9
15°	7807.5	7899.2	7718.2	7257.0	6685.4	6092.6	5438.7	4907.0	4620.1	4528.3	4521.2
17.5°	8000.4	8047.5	7687.6	7003.0	6193.8	5234.0	4366.0	3956.7	3857.9	3881.4	3886.1
20°	8165.1	8165.1	7584.1	6638.3	5419.9	4102.5	3554.4	3547.4	3618.0	3688.6	3702.7
22.5°	8346.2	8238.0	7402.9	6123.2	4323.6	3356.8	3276.8	3342.7	3422.7	3500.3	3512.1
25°	8569.7	8296.8	7151.2	5342.3	3399.2	3048.7	3079.3	3133.4	3173.3	3222.7	3229.8
27.5°	8819.1	8372.0	6819.5	4267.2	2949.9	2855.8	2879.3	2898.1	2893.4	2912.2	2916.9
30°	9117.8	8459.1	6365.5	3335.6	2764.0	2691.1	2648.7	2632.3	2632.3	2662.8	2674.6
32.5°	9517.6	8588.5	5713.9	2858.1	2674.6	2573.5	2437.1	2375.9	2399.4	2503.0	2526.5
35°	9957.6	8727.3	4831.8	2695.8	2655.8	2519.4	2307.7	2194.7	2197.1	2293.6	2324.1
37.5°	10437.5	8903.7	3864.9	2665.2	2698.1	2521.8	2239.4	2084.2	2020.6	2020.6	2032.4
40°	11051.4	9084.8	3128.7	2686.4	2787.5	2550.0	2204.2	1997.2	1818.4	1823.1	1832.5
42.5°	11851.2	9240.1	2733.4	2731.1	2895.8	2587.6	2201.8	1881.9	1726.6	1832.5	1929.0
45°	12740.4	9317.8	2559.4	2771.1	2982.8	2611.1	2164.2	1863.1	1738.4	2053.6	2237.1
47.5°	13763.7	9273.0	2463.0	2785.2	3004.0	2611.1	2121.8	1907.8	1820.8	2378.3	2592.3
50°	14885.8	9143.6	2368.8	2757.0	2996.9	2606.4	2161.8	1952.5	1851.3	2434.7	2582.8
52.5°	16205.5	9035.4	2270.0	2695.8	2947.5	2580.6	2208.9	1933.7	1754.9	2213.6	2317.1
55°	17711.0	9066.0	2159.4	2608.7	2869.9	2531.2	2192.4	1858.4	1653.7	1950.2	2013.6
57.5°	19635.2	9430.7	2027.7	2498.3	2764.0	2448.8	2133.6	1823.1	1623.1	1769.0	1806.6
60°	21782.9	10065.7	1863.1	2387.7	2632.3	2317.1	2088.9	1839.6	1637.2	1754.9	1773.7
62.5°	23359.0	10435.1	1721.9	2225.3	2453.5	2171.2	2032.4	1860.7	1674.9	1804.3	1799.6
65°	23787.2	9828.2	1545.5	1987.8	2211.2	2018.3	1961.9	1884.3	1691.3	1844.3	1823.1
66°	23187.3	9174.2	1467.8	1877.2	2088.9	1943.1	1926.6	1881.9	1684.3	1849.0	1813.7
67.5°	21731.2	7833.3	1333.8	1714.9	1893.7	1830.2	1870.2	1860.7	1665.5	1844.3	1794.9
70°	17722.7	5344.6	1140.9	1427.9	1576.1	1611.4	1761.9	1785.5	1604.3	1761.9	1653.7
72.5°	12382.8	3255.6	1009.1	1108.0	1275.0	1373.8	1613.7	1681.9	1521.9	1538.4	1434.9
75°	5984.5	1729.0	915.0	858.7	990.3	1148.0	1434.9	1540.8	1392.6	1286.8	1249.1
77.5°	1865.5	1056.2	776.3	691.6	776.3	926.8	1199.7	1350.3	1239.7	1077.4	1063.3
80°	1002.1	776.3	597.5	555.2	614.0	726.9	943.3	1126.8	1065.6	966.8	863.3
82.5°	661.0	503.4	442.2	430.5	468.1	555.2	701.0	933.9	933.9	828.1	602.2
85°	341.1	308.1	303.4	303.4	326.9	369.3	477.5	719.9	766.9	437.5	362.2
87.5°	169.4	176.5	164.7	171.8	183.5	181.2	228.2	362.2	432.8	265.9	221.2
90°	0.0	0.0	0.0	0.0	0.0	0.0	0.0	0.0	0.0	0.0	0.0

(END OF REPORT)